

Blood Research Products

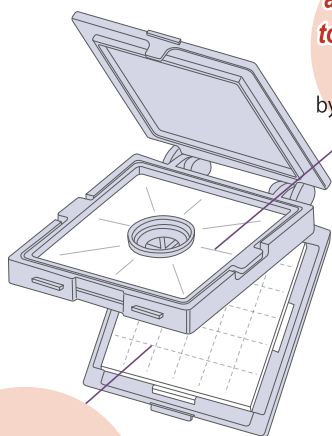
Plasma Filter

Plasma Separation Device *Plasma Filter*

Recover microRNA.

Separate plasma from whole blood quickly without a centrifuge.

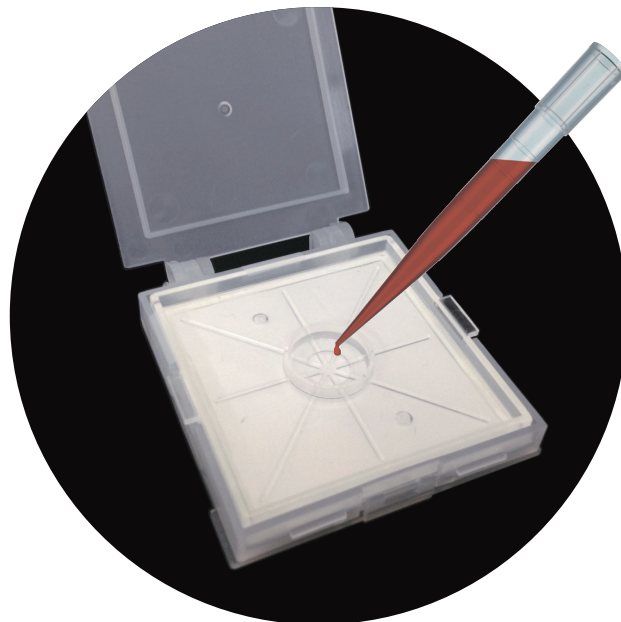
- Screen cancer by microRNA simply.
- Transport microRNA at room temperature.
- Apply for circulating DNA.



A special slit structure allows whole blood to diffuse uniformly!

Reduce hemolysis* by the plasma separation plate.

*The hemolysis may affect the result of microRNA profile



Quickly absorb and dry plasma.

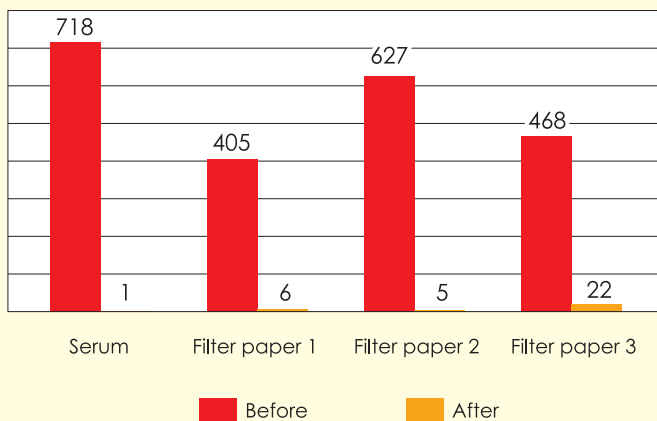
Use a perforated cellulose membrane for ease of use.

Cat. No.	Item	Packaging
176-600C	Plasma Filter	5 pieces / bag

Plasma Filter

For Quick cancer diagnosis

The study of microRNA preservation on cancer patients before/after medical treatment




The graph shows the tumor-specific microRNA expression, measured by the $\Delta\Delta CT$ method. The serum value after medical treatment is set as 1. The expression of microRNA, which was high before treatment, decreased afterward. The same result was observed in the serum on the cellulose membrane of the Plasma Filter.

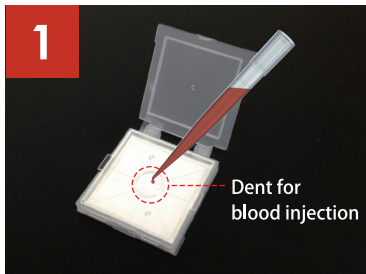


Protocol


Separating plasma from whole blood



Open the lid from the 1-claw side




Open the lid and add 600 μ L blood into the central rounded dent.*¹



Blood spreads, leave it for about 5 minutes.



Remove the plasma separation plate, and dry the separated plasma for about 1 hour on the cellulose membrane.



Sufficiently dried plasma is storable*² and transportable with the lid covered.

*1 Assuming that 600 μ L of whole blood is available, it is possible to recover microRNA in quantities equivalent to those in 200 μ L of plasma.

*2 The storage period is approximately 1 to 2 weeks at room temperature, depending on the conditions.



Plasma Filter

Recovery microRNA from the ingredients



Open the lid from the 2-claw side

Easily open from the corner.



By opening the lid from the 2-claw side, the cellulose membrane containing plasma is easily removed.

Cut the filter to any size along the perforation. microRNA can be extracted from the cellulose membrane using the specified elution kit.*³

*3 If slightly more extraction liquid is applied, the microRNA extraction from the cellulose membrane may be improved.

The study was supported and proceeded by "The Strategic Core Technology Advancement Program" programmed by Japanese Ministry of Economy, Trade and Industry in 2011. (Jointed with Kyoto Prefectural University of Medicine and OurGenic Co., Ltd.)